



LEAVING CERTIFICATE
COMPUTER SCIENCE



Leaving Certificate Computer Science National Workshop 7

Formative Assessment Using Digital Tools

Stacey Ryan @staceyriain

@PDST_TechinEd #PDSTDigTech



© PDST 2022



This work is made available under the terms of the Creative Commons Attribution Share Alike 3.0 Licence <http://creativecommons.org/licenses/by-sa/3.0/ie/>. You may use and re-use this material (not including images and logos) free of charge in any format or medium, under the terms of the Creative Commons Attribution Share Alike Licence.

Session Objectives

To enable participants to:

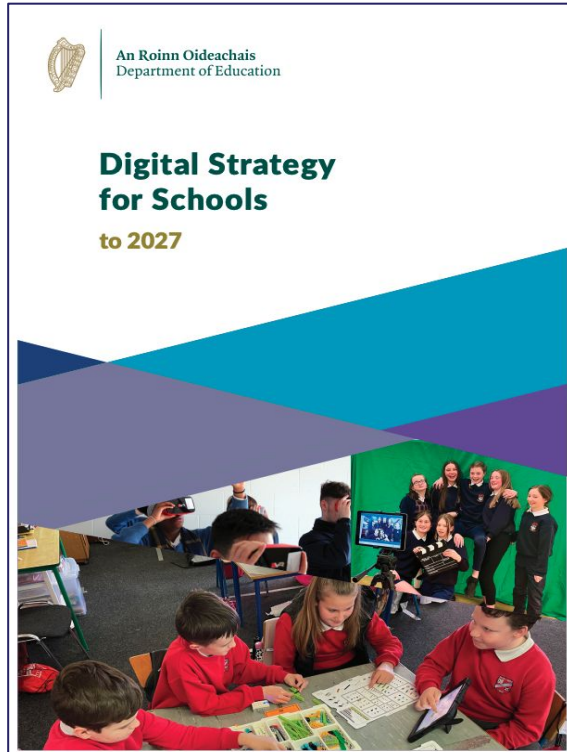
identify the significance of assessment in policy

understand assessment and in particular formative assessment

to introduce teachers to many digital tools which can be used to support
assessment and effective feedback in Computer Science

Significance of Assessment

Digital Strategy for Schools



“Empower schools to harness the opportunities of digital transformation to build digital competence and an effective digital education ecosystem so as to develop **competent, critically engaged, active learners** while supporting them to reach their potential and participate fully as **global citizens in a digital world**”

Digital Strategy for Schools to 2027

SSE & LAOS


Looking at Our Schools, 2016

Teachers tailor **assessment** strategies to meet individual learning needs.

School Self Evaluation:

The teacher selects and uses planning, preparation and *assessment* practices that **progress** students' learning


The teacher collectively develops and implement consistent and dependable **formative** and summative assessment practices



Digital Learning Framework 2018

Students use digital technologies to access, evaluate and interpret the results of **formative**, summative, self- and peer-assessments.

Teachers use digital technologies to make **assessment** more relevant and transparent for students and parents, allowing them to make informed choices on future learning priorities.



What is Formative Assessment?

Defining Assessment

Assessment is the process of ***generating, gathering, recording, interpreting, using and reporting*** evidence of learning in individuals, ***groups and systems***. Educational assessment provides information about ***progress*** in ***learning***, and achievement in developing skills, knowledge, behaviours and attitudes.

(NCCA, 2015)

What is your understanding of Formative Assessment?



Menti Code: 8142 2450

Formative Assessment



Evidence of learning




Adapt teaching



Student progress



Adjust instruction



Adjust learning



Active role



William & Leahy (2015) and
Wylie et al (2008)

NCCA workshop series



**Sharing Learning
Intentions & Success
Criteria**

**Effective
Questioning**

**Formative
Feedback**

**Students Reflecting
on Learning**

**Learning
Outcomes**

Formative Assessment using Digital Portfolios Initiative

Defining Digital Portfolios

“ePortfolios are student-owned dynamic digital workspaces whereby students can capture their learning, their ideas, access their collections of work, reflect on their learning, share it, set goals, seek feedback and showcase their learning and achievements.”

NCCA, 2013



Currently on Phase 6

Launched April 22

Digital Tools for Assessment Part 1

What Digital Tools do you use for Assessment?



Go to www.menti.com


Menti Code: 1545 8778



Digital Tools for Assessment



Quizlet



Learning Platform



OneNote & Teams

Assignments

- Word/Excel Comments
- Feedback in Assignment
- Feedback in Rubric



Classroom assignment

- Doc/sheets/slides/sites
- Feedback in assignment
- Rubric specific feedback

Category	Excellent	Good	Needs Improvement	My Score	Peer Score	Teacher's score
	15	10	5			
Code	Minimal duplication of code, excellent readability, all code included effective comments	Some duplication of code, good readability, some code included effective comments	Duplication of code, readability, effective comments			

Activity 1 - Coursework and Rubrics

Design a rubric based on the 2022 Coursework Brief


Link available in Padlet

Digital Tools for Assessment Part 2

Blended Learning



Flipped Classroom

A Blended Learning
approach using
Screencasts for
Formative
Assessment



Digital Technologies Team

The Flipped
Classroom
Model



For more
instructional
videos subscribe
to our YouTube
Channel

YouTube

Screencast Applications

A screencast is a digital recording of a screen, often containing audio narration.



REBEL:

<https://sites.google.com/pdst.ie/blended-learning/practice/screencasting>

Creating Content



iMovie



VideoScribe



wevideo



POWTOON
make it awesome

[PDST YouTube Digital Storytelling Playlist](#)

REBEL

BLENDED LEARNING IN THE POST-PRIMARY CONTEXT



*Digital Technologies for
Teaching, Learning and Assessment*



YouTube Channel

Digital Storytelling
Playlist

Create your own?
Build a Community of
Practice

Digital Technologies Team

PDST Digital Technologies Team

SUBSCRIBED

HOME VIDEOS PLAYLISTS COMMUNITY CHANNELS ABOUT

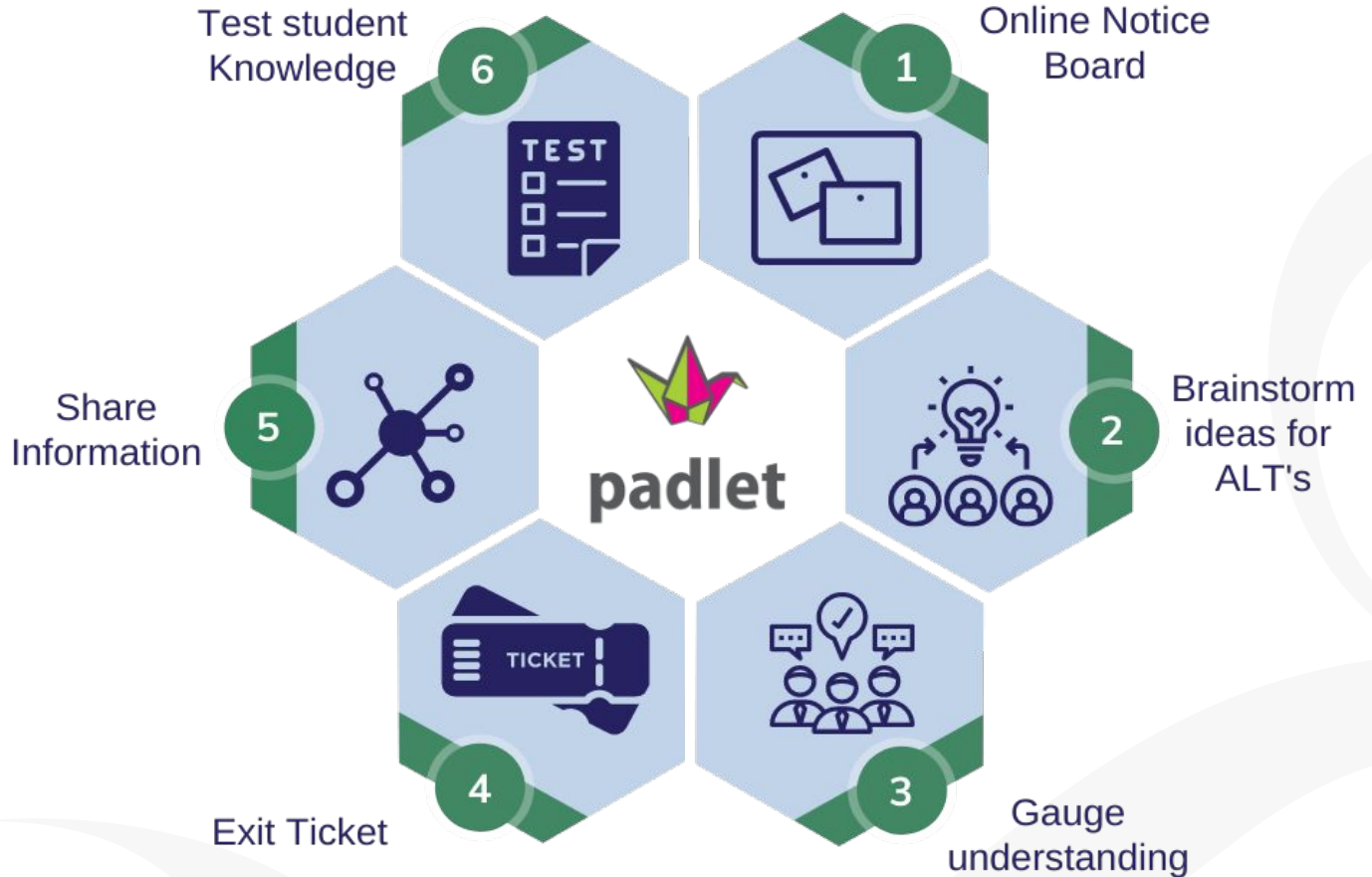
An Introduction to Blended Learning ▶ PLAY ALL

This playlist is designed to introduce teachers of both primary and post primary on how to engage with blended learning. To explore this in further detail go to the Blended Learning Toolkits created...

Video Title	Duration	Views	Time Ago
Constructivist approach to blended learning	1:28	168 views	1 year ago
Flipped Classroom	1:16	902 views	1 year ago
The Enriched Virtual Model	1:11	2.2K views	1 year ago
The Station Rotation Model	1:41	1K views	1 year ago
Blended Learning: Primary Resource Overview	12:10	1.3K views	1 year ago

Padlet

Free online tool
Notice Board



Flipgrid

Video Discussion Platform



1

**Student
Voice**

2

Reflection

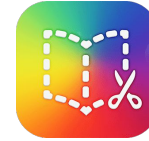
3

**Community
of Practice**

4

**Student
Engagement**

Book Creator



BOOK CREATOR

Free tool for creating Multimedia Books

1

**Graphic
Organiser**

2

**Differentiated
Student
Responses**

3

**Audio
Feedback
Loop**

4

**Project
Progress**

Nearpod



Tool for creating and delivery interactive lessons

1

**Immediate
Feedback**

2

**Real Time
Insights**

3

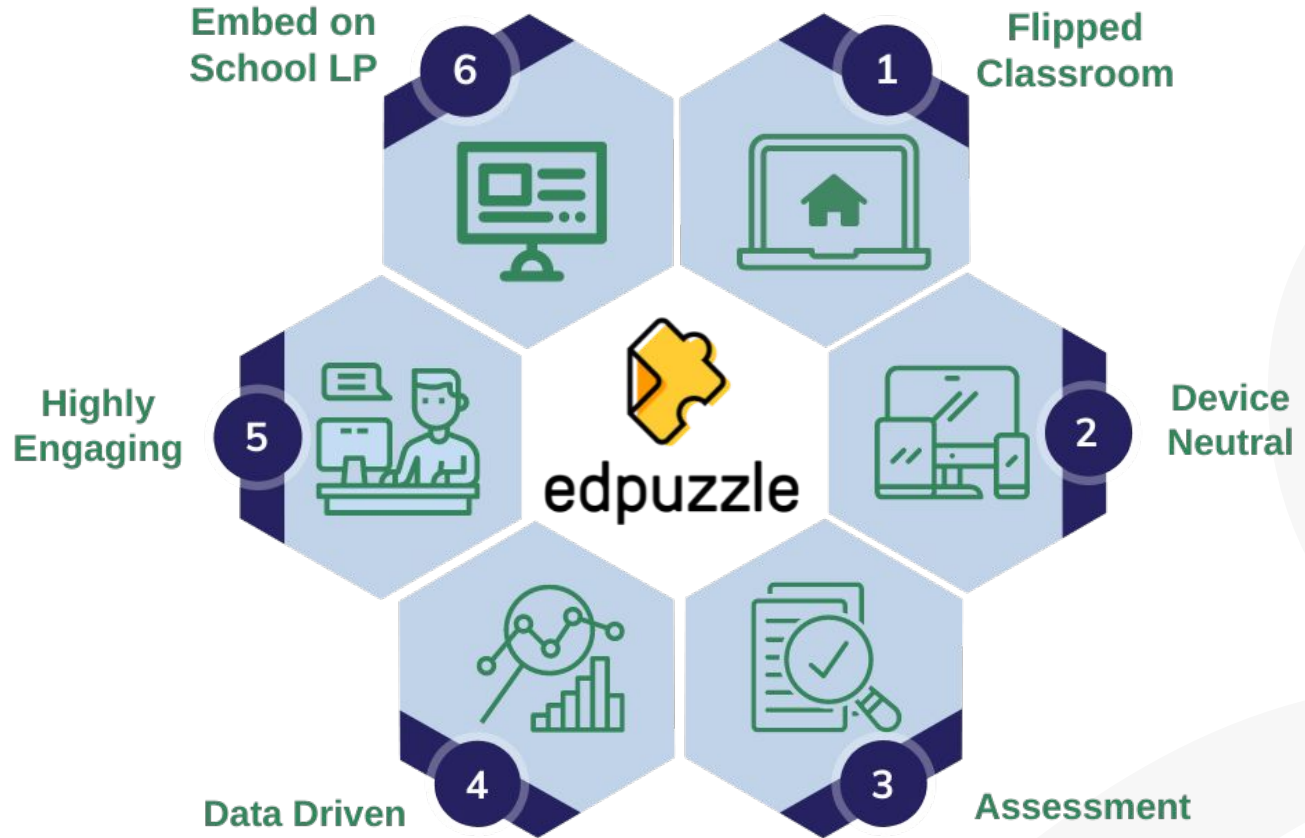
**Video
Images
Audio**

4

**Quizzes
Polls**

Edpuzzle

Online Video
Editing tool



Activity 2

Assessment through Interactive video




edpuzzle

Login to Edpuzzle

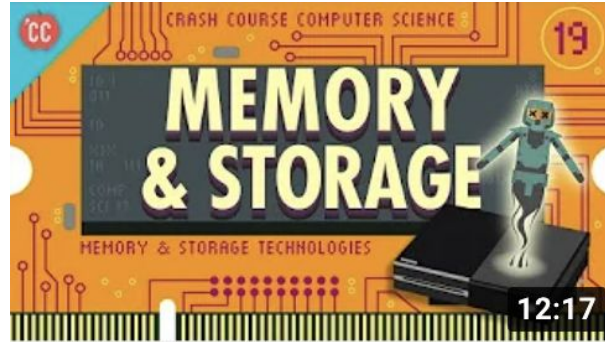
Upload the video for your group
(Available on the Padlet)

Cut the video to approx 3 mins

Questions - include at least
1 multiple choice questions,
1 open ended questions,
1 note for students

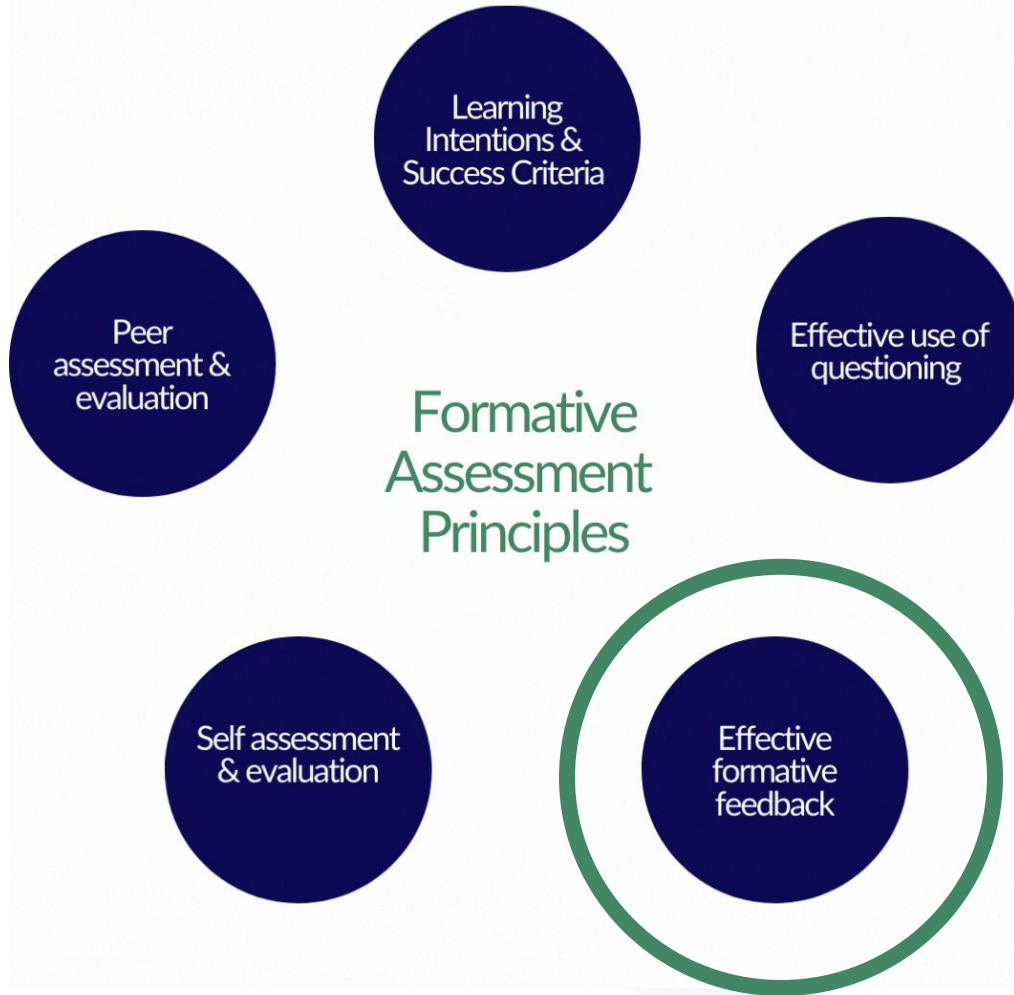


Activity 2



edpuzzle

Effective Feedback



William & Leahy (2015) and
Wylie et al (2008)

The most simple prescription for improving education must be dollops of feedback. This does not mean using many tests and providing over-prescriptive directions. It means providing information how and why the student understands and misunderstands, and what directions the student must take to improve.

The Importance of Feedback on Learning



Benefits of Using Digital Tools for Feedback



Conducted remotely



Record of feedback



Student progress

Types of Formative Feedback

Written
Feedback



Oral
Feedback

Quality V's Frequency

Read and Respond

Link to LI and SC

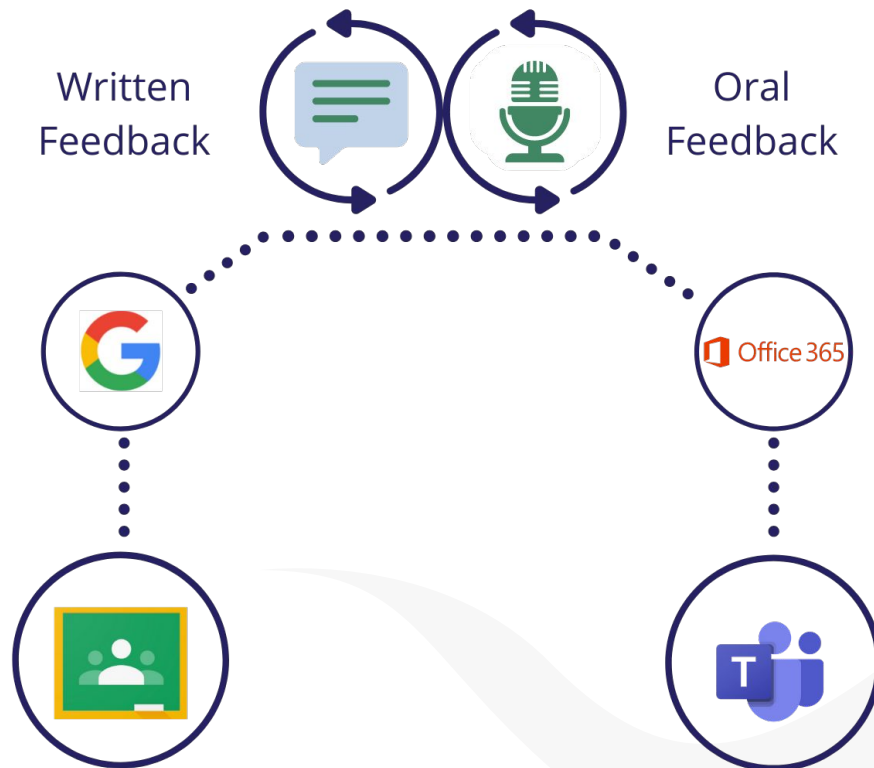
Short

Most Effective


Most natural and
Frequent

Evidence?

Digital Tools for Formative Feedback



Digital Tools for Formative Feedback



Vocaroo









bit.do/FeedbackPlaylist

Activity 3



Home Expert Review

<https://padlet.com/PDSTDIGTECH/Activity3>

 Flipgrid	 BOOK CREATOR	 nearpod	
 wizer.me	Quizlet	 formative	 Kahoot!

Session Objectives

To enable participants to:

identify the significance of assessment in policy

understand assessment and in particular formative assessment

to introduce teachers to many digital tools which can be used to support
assessment and effective feedback in Computer Science

Supports Available

The screenshot displays the scoilnet website interface. At the top right, there are links for "SIGN IN", "REGISTER", "SCOILNET SITES", and "GAEILGE". The scoilnet logo is prominently displayed in the center. Below the logo, there are two house-shaped buttons: "GO TO PRIMARY" and "GO TO POST-PRIMARY". A navigation bar contains three buttons: "Search Resources", "Browse Resources" (highlighted in orange), and "Add a Resource" with a plus icon. Below this bar are four dropdown menus, each with "No options" selected, and a search icon. The main content area is titled "In The Spotlight" and features three resource cards. The first card is titled "Remote Learning 2021" and includes a sub-header "WORLD BOOK ONLINE IS HERE TO SUPPORT REMOTE LEARNING!". The second card is titled "Join the Library - It's FREE" and features the Libraries Ireland logo. The third card is titled "Safer Internet Day" and includes a sub-header "Safer Internet Day 2021". At the bottom of the spotlight section, there is a series of five dots and a play button icon.

SIGN IN | REGISTER | SCOILNET SITES | GAEILGE

scoilnet

GO TO PRIMARY GO TO POST-PRIMARY

Search Resources Browse Resources Add a Resource +

Choose a level No options No options No options

In The Spotlight

Remote Learning 2021
WORLD BOOK ONLINE IS HERE TO SUPPORT REMOTE LEARNING!
Be amazed at how quickly pupils adapt to learning independently with these sample lesson ideas.

Join the Library - It's FREE
While libraries are closed, you can apply to join and use their online services for FREE online.

Safer Internet Day
Safer Internet Day 2021 takes place on Tuesday, February 9th, and there are lots of ways to celebrate!



Thank you

Stacey Ryan

@staceyriain

@PDST_TechinEd

#PDSTDigTech